



Part number

CKF 03 N



Brief description:

female insert, 3 poles + PE, screw terminal connections, 10A, 250V, 4kV, 3, silver plated, size "21.21", CLASS insert series

Product description		Approvals / Standards	
Model	female insert	Reference standard	EN 61984 (2001-11)
Version	screw terminal connections	Quality mark	 , EAC
Series	CK	Conformity	CQC, CE
Product type	with female contacts	General ordering information	
Style	black distinctive colour	EAN13 code	8015747027991
Family	CLASS inserts	Tariff number	85369095
Size	size "21.21"	Country of origin	Made in EU (IT)
N. of poles	3 poles + 	ETIM classification	EC000438
Technical data		Packaging Information	
Current	10 A (A.C. and D.C.)	Packaging length	210,00 mm
Voltage	230 - 400 V	Packaging height	200,00 mm
Rated impulse withstand voltage	4kV	Packaging width	130,00 mm
Pollution degree	3	Packaging weight	3,00 kg
Wire cross-section	0,75 mm ² - 2,50 mm ²	Packaging volume	5,46 dm ³
AWG size	18 - 14	Packaging description	Carton box
Operating temperature range (min, max)	-40°C ... +100°C	Packaging quantity	200 Pcs
Contacts material	Brass	Packaging EAN code	8015747028004
Contact type	silver plated	Sub-packaging weight	0,60 kg
Mating cycles	≥ 500	Sub-packaging description	Carton Box
IP degree of protection	IP20 without enclosure, IP44/IP66/IP67/IP68 and IP69 with enclosure	Sub-packaging quantity	40 Pcs
PE connection type	Screw	Sub-packaging EAN barcode	8015747028011
PE terminal stripping length	6 mm		
Tightening torque for PE connection	M3: 0,5 Nm; 4,4 lb.in (0,5x3mm)		
Further technical details			
Characteristics according to EN 61984	10A 230/400V 4kV 3; 10A 400/690V 4kV 2		
Insulation resistance	≥ 10 GΩ		
Contact resistance	≤ 1 mΩ		
Rated voltage according to UL/CSA	600V		
UL 94 flammability rating	V-1		
Main contacts stripping length	6 mm		
Torque for main contact	M3: 0.5 Nm; 4.4 lb.in (0.5x3 mm)		
Tightening torque for fixing screws	M3: 0.5 Nm; 4.4 lb.in (0.5x3 mm)		
Weight	15,00 g		

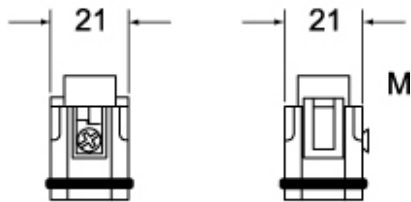
Part number

CKF 03 N

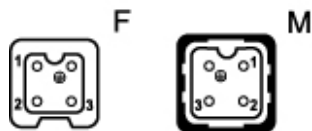


Catalogue drawings

CKM 03 (N)

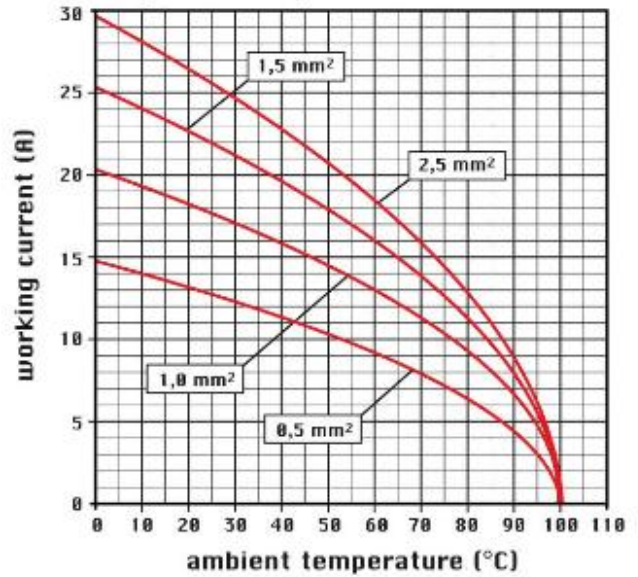


CKF 03 (N)



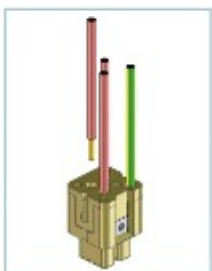
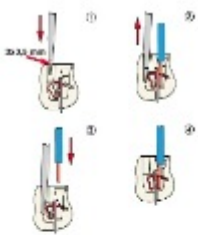
Catalogue drawings

diagram CK 03 poles



Notes

Spring terminal connections



Rear top entry of wires for a more easier wiring.